

The program of competition

Part#1: Escort Drill Anti Ambush Competition.

Mission: to get out of the automobile, to foot-escort of VIP and to demonstrate of the physical protection's skill.

Participants: 4 persons (one as VIP) from each team.

Initial position: two automobiles stay not far from an entrance of a building. There are one bodyguard with VIP in one of the automobiles and other two bodyguards in another one.

Operations: three bodyguards and VIP get out of the automobiles, the bodyguards take their positions around VIP and all participants start their movement towards the entrance of the building. There are two groups of people (10-15 persons in each one) by both sides of the VIP's way. During passing by (between people's groups) a referees command after, one of the left or right groups' members imitates an attack on VIP (for example - threats with weapons or dangerous subjects, attempts to strike or to catch VIP). Demonstrating the physical protection's skill, one of the bodyguards beats back the attack. At the same time other ones protect VIP, escorting him to the shelter (bring him inside of the building or get him into the automobile).

The winner of this competition's part is determined with the greatest sum of points was gathered by a team.

The mode of estimation:

**the getting out of the automobile - up to 9 points*

(the first episode includes correct bodyguards arrangement around the automobile, protected bodyguards' order during the escorting operation, condition of automobiles doors the getting VIP out the automobile after).

**the foot- escorting- up to 9 points*

(the second episode includes the foot-escorting of VIP and a change of the bodyguards' arrangement during their movement).

**the demonstration of the physical protection's skill- up to 30 points*

(the third episode includes the demonstration of the physical protection's skill by a bodyguard during the movement of the bodyguards order in the peoples passage").

** the evacuation- up to 9 points*

(the fourth episode includes the VIP's evacuation to the shelter and bring him inside of the building or get him into the automobile)

Part #2: Hand-to-hand fighting

Participants: 2 persons (all other participants' assist).

Initial position and operations: one of the bodyguards (as a demonstrator) is in the centre of the circle and assistants are on the arena around him on a distance 1.5-2 meters. Before the bodyguard begins to demonstrate his physical protection's skill referee lets assistants know about contents of the card and determines an order of the attack actions. Assistants attack the demonstrator one by one without break. Two team's members (as a demonstrator) execute this part of the competitions one by one.

The bodyguards will demonstrate the skill for such holds (protective actions) as: - the bodyguard's protection by himself for the hits with a knife, a stick or;

The referee commission estimate an execution of each hold with a scale of 10 points (except highest and lowest points).

The teams and individual winner of this competition's part are determined with the greatest sum of points was gathered by three team's members.

Part #3: Combat Shooting during Protective Escort Competition **(see application №1)**

Target: a zone figure of threat's imitation with a weapon.

Distance of shooting: 10-15 meters.

Weapon: a combat pistol equipped with 3 rounds in the magazine.

Time limit of shooting: 4 seconds.

Time limit of evacuation: 7 seconds.

Participants: 4 persons (one as VIP) from each team.

Initial position: VIP with three bodyguards around him is on the starting line in a distance of 25 -30 meters from the targets. There are their pistols in their holsters and Manual Safety-Decocking Levers of their pistols are turned on.

Operations: after a referee's command, participants start their movements towards the targets and move until the referee calls a number of the valid target or all (5) of the targets are turned (picked up) for 4 seconds suddenly on a distance of 10-15 meters. The targets have to be chosen by the first (in relation to the targets) bodyguard by himself recognized the valid target, he has to shout out "threat", take out his pistol from his holster and execute shooting - 2 shots in a target's "trunk", one shot in a target's "head". Protecting VIP by their bodies rest bodyguards escort him to the shelter (the opposite side from the targets). All team's members participate in Combat Shooting one by one.

Participants will be punished by losing of 5 points for such mistakes as:

- * there is a distance (gap) between bodyguards' bodies in time of evacuation;
- * bodyguards or VIP have fallen down during evacuation;
- * bodyguards with VIP have reached the 10 meters distance from initial position more than 7 seconds;
- * a bodyguard has not shouted out (threat).

The winner of this competition's part is determined with the greatest sum of points was gathered by all team members.

Part#4: High-Speed Combat Shooting from Various Positions Competition. **(See application №1)**

Target: 5 trunk figure with circles.

Distance of shooting: 12 meters.

Time limit of shooting: 20 seconds.

Weapon: a combat pistol equipped with 10 rounds in 2 magazines (6+4);

Participants: 4 persons from each team.

Initial position: one of the bodyguards is on the firing line. There are his pistol equipped with 6 rounds and the spare magazine equipped with 4 rounds in his holster. Manual Safety-Decocking Lever of his pistol is turned on.

Operations: after a target appeared or a referee commanded "fire", the first bodyguard executes shooting: standing - 2 shots, from his knee - 2 shots, lying behind of the shelter (60x60x60 cm) - 2 shots in each target. Six shots having been executed, he starts his movement, stayed in the laying position, along a front turning (rolling) up over himself to the second shelter (it will be an automobile's mock-up). On reaching the second shelter, after the magazine's replacement the bodyguard executes 2 shots standing behind in low position on the front side of the automobile mock-up and the other 2 shots standing behind in low position on the rear side of one. All team's members execute High-Speed Combat Shooting one by one or at the same time (with a referee's command).

The winner of this competition's part are determined with the greatest sum of points was gathered by all team's members.

Part#5: Protection of the Stopped Automobile with Combat Shooting Competition.

Target: 2 zone figures of threat's imitation with a weapon behind of an automobile's mock-up.

Distance of shooting: 10-15 meters.

Time limit of shooting: 6 seconds

Weapon: a combat pistol equipped with 3 rounds in the magazine.

Participants: a driver and 2+2 persons from each team.

Initial position: two bodyguards with their pistols equipped with 3 rounds in their holsters and the driver are in the automobile on the starting line (25-30 meters from a target). One of the bodyguards is on front seat of the automobile on the right and another one is on rear seat of the automobile of the left.

Operations: after a referee's command, the automobile with two bodyguards and their driver (he does not shoot) start their movement in direction of the automobile's mock-up and move until the targets are turned (picked up) suddenly on a distance of 10 - 15 meters. Recognized the targets, the driver has to put the brake on and stop the automobile. The armed participants take out their pistols from their bolsters open the automobile's doors quickly, take up an attitude (they have to lie down on their sides and use a gap between the ground and the automobile's doors) and execute Combat Shooting in 6 seconds. All of the team's members participate in this part of the competitions for two each. The winner of this competition's part are determined with the greatest sum of points was gathered by all team members.

Part#6: Protective Driving competition (see the schedule of the drill in app.#2)

Participants: 2 persons from each team.

Initial position: an automobile being driven by one of the bodyguards is on the starting line, the driver speeds on a referee's command after.

Operations:

A. The driver passes by and goes round the signal pillars - a distance between two signal pillars is 10-15 meters ("slalom").

B. Further, the driver goes in the passage 7 meters wide and 80-100 meters long. There is an hurdle within 2 meters at the end of the passage. Stopped in this zone, the driver executes "the Reverse 180 degrees turn", driving in opposite direction.

On executing above mentioned operations, the driver goes in the next passage 4 meters wide and 60-80 meters long. There is one more hurdle in the middle of the second passage. It should be gone round from the left or right side by a referee's command or with an indicating signal of the traffic light. After that the driver goes in the next (third) passage 5 meters long and turns right into the dead end, where he makes back-side turning and continue moving back. While moving, the participant meets another one hurdle (two cars), which he needs to pass through and turn a gain in the right dead end corridor to make "the Reverse 180 degrees turn" and continue moving (front side) to the finish line. Two team's members execute Protective Driving one by one.

Participants will be punished adding penal time (5 seconds) for the following mistakes as:

- * driving through the limit line (every time -plus 5 sec);
- * overturning of any signal pillar (every time -plus 5 sec).

The winner of this competition's part is determined with the least time of Protective Driving spent by two members together.

Part #7: improvised Explosive Devices Search Competition.

Time limit of search: 15 minutes.

Participants: 2 persons from each team.

Subjects of search: 2 subjects, being imitated of Improvised Explosive Devices (IED) and 2-3 small parts of subjects, being indicated that any Explosive Devices are in the automobile (pieces of special stick, scotch, cable etc.).

Operations: Improvised Explosive Devices Search is made according to discussed mode before with maintenance of security measures.

It will be taken away 30 seconds for each found out subject, being indicated as accessory of Explosive Devices.

Participants will be punished with adding of penal time (30 seconds) for such infringements on discussed mode before and maintenance of security measures as:

* *the area around the automobile has not been inspected by bodyguards;*

* *the saloon of the automobile has not been inspected by bodyguards through the windows from outside of the automobile;*

* *the doors, the bonnet and the cover of the luggage section of the automobile has been opened by bodyguards with infringements on discussed mode before and maintenance of security measures.*

The winner of this competition's part is determined with the least time for search of all subjects, being imitated of Improvised Explosive Devices was spent by a team. The next places are determined among the teams which have found out two and one IED. The team has no points if three Improvised Explosive Devices will not be found out.

Part#8: Bodyguards Paramedic.

Mission: to render the first-aid to VIP and to execute his evacuation.

Distance of evacuation: 300-350 meters.

Participants: 4 persons (+ VIP) from each team.

Initial position: two bodyguards with VIP are on the starting line. There is a first-aid outfit on the ground near by them. The VIP is imitated to have got a bleeding wound below his knee or elbow.

Operations: after a referee's command, both bodyguards have to render the first-aid to VIP such as:

* *to find the wound place;*

* *free wound place from clothes;*

* *to impose the bandage 2 meters long on VIP's wound;*

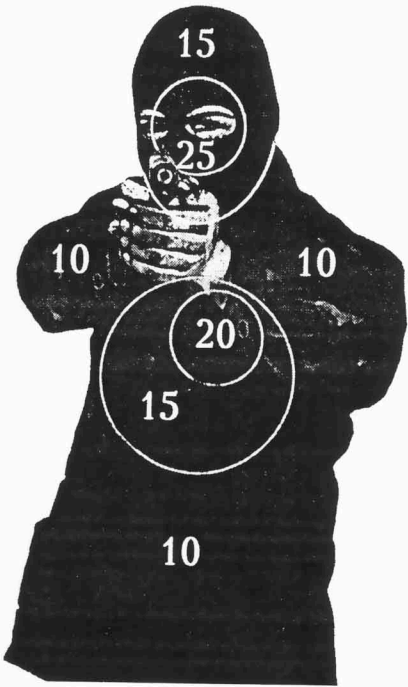
After the participants made the first-aid to the VIP, they put him on the sheet 2x2m and starting his transportation on the distance. While getting to the first hurdle "the fence", the participants taking of the wounded VIP from the sheet and together goes through it. They are living the sheet on the distance. After they moved through the fence, team continues transportation of the VIP to the next hurdle (the leader). The transportation of the VIP is continues on the participants shoulders, back (only one member of the team can transport the VIP). Two members allowed transporting the VIP on their hands. Other participants can support the VIP and help him cross the hurdles or change one of team members. The hurdles must be crossed by all team members.

After team has moved through all hurdles they continue their moving on the distance to the car. The VIP and two team members sits into the car the other covers the area. First hurdle the fence — 170 cm high.

Second hurdle the leader — 1x2 m wide and 1m high with the stairs from one side. ***The winner of this competition part is determined with the least time of rendering of the first-aid and VIP's evacuation it was spent by a team.***

The absolute Winner will be determined according to the least sum of places gathered each team in the separate parts of the competition.

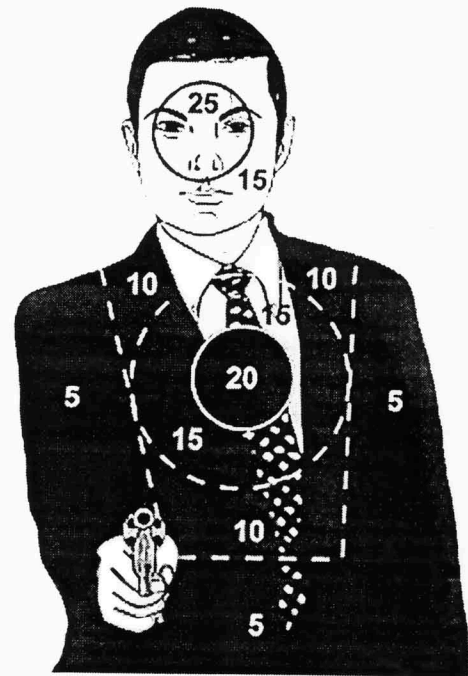
Targets:




Exercise №3



Exercise №4



Exercise №5



Variant of shooting from the car

The car driving scheme

